



Claymore 1-5 Yr Laddered Government Bond ETF

EXCHANGE-TRADED FUNDS

AS OF 12/31/2011

Fund Overview

The Claymore 1-5 Yr Laddered Government Bond ETF seeks to provide a return based on the price and performance, before fees and expenses, of the DEX 1-5 Year Laddered Government Bond Index ("the Index"). The investment strategy of the fund is to invest in and hold the constituent securities of the index.

The ETF provides suitable investors of different sizes with the opportunity to gain exposure to a well diversified government bond portfolio, designed with staggered ("laddered") maturity levels from one year to five year.

FUND DATA

Ticker Symbol	TSX:CLF
Initial Unit Price	\$20.00
Income Distribution	Interest Income
Distribution Frequency	Monthly
CUSIP Symbol	18382R100
Management Fee	0.15 %

INDEX CHARACTERISTICS

Number of Securities	31
Duration	2.89
Weighted Average Coupon	4.58 %
Index Yield-to-maturity	1.32 %
Index Cash Yield	4.21 %

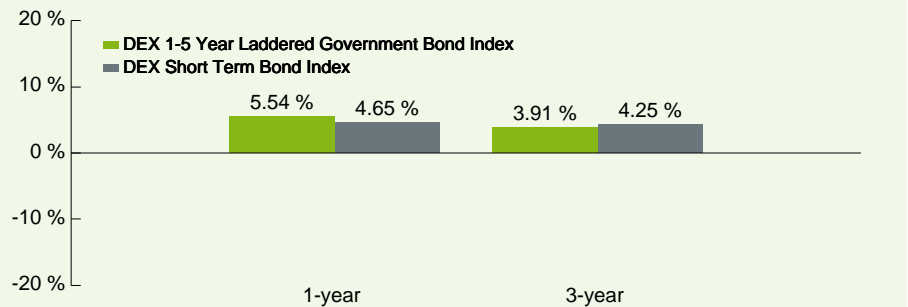
INDEX HISTORICAL RETURNS AND STANDARD DEVIATION

	Average Annual Return	Annualized Standard Deviation
DEX 1-5 Year Laddered Government Bond Index	5.64 %	2.26 %
DEX Short Term Bond Index	5.50 %	2.05 %

Source: PC Bond; 6/29/2007 – 12/31/2011

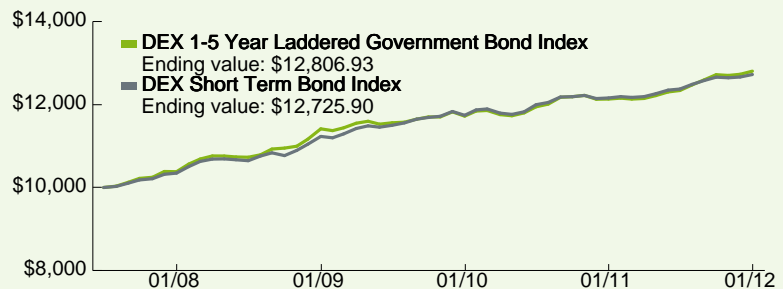
All portfolio composition and rating information is subject to change daily.

HISTORICAL PERFORMANCE OF THE INDEX



Source: PC Bond; As of 12/31/2011. Return figures annualized.

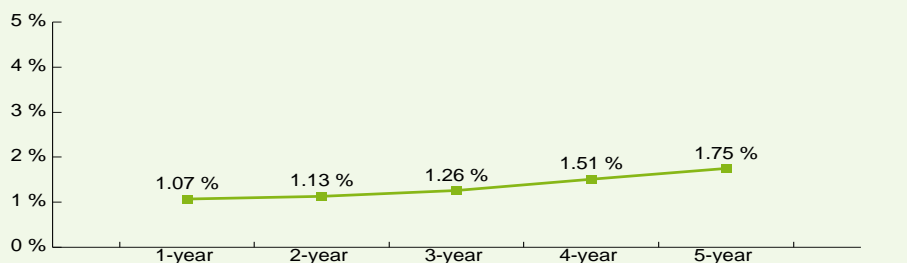
INDEX PERFORMANCE - HYPOTHETICAL GROWTH OF \$10,000



Source: PC Bond; 6/29/2007 – 12/31/2011.

Past performance does not guarantee future results. The historical performance of the index is shown for illustrative purposes only. It is not meant to forecast, imply or guarantee the future performance of any particular investment or the Fund, which will vary.

CURRENT AVERAGE YIELD TO MATURITY OF EACH BUCKET



FUND RETURNS as of 12/31/2011

	3-month	6-month	1-year	3-year	5-year	Since Inception (1/31/2008)
Market Price (Common)	0.64 %	3.70 %	5.49 %	3.26 %	--	4.71 %
NAV (Common)	0.64 %	3.70 %	5.37 %	3.59 %	--	4.71 %

Claymore 1-5 Yr Laddered Government Bond ETF

AS OF 12/31/2011

TOP 5 FUND HOLDINGS BY MATURITY BUCKET

Issue Name	Coupon	Weight	Yield to Maturity	Maturity Date	Industry Sector	Rating
1-YEAR BUCKET (YIELD 1.07 %)						
Ontario	4.75 %	4.11 %	1.11 %	Jun. 2, 2013	Municipal	AA
Canada	5.25 %	3.91 %	0.89 %	Jun. 1, 2013	Provincial Government	AAA
Export Development Corp.	5.80 %	3.84 %	0.99 %	Dec. 3, 2012	Federal Government	AAA
Ontario	5.38 %	3.77 %	1.06 %	Dec. 2, 2012	Provincial Government	AA
Quebec	6.00 %	3.67 %	1.10 %	Oct. 1, 2012	Federal Government	A
2-YEAR BUCKET (YIELD 1.13 %)						
Export Development Corp.	5.10 %	4.03 %	1.18 %	Jun. 2, 2014	Federal Government	AAA
British Columbia	5.30 %	3.96 %	1.28 %	Jun. 18, 2014	Federal Government	AAA
Ontario	5.00 %	3.87 %	1.25 %	Mar. 8, 2014	Federal Government	AA
Canada	5.00 %	3.86 %	1.00 %	Jun. 1, 2014	Federal Government	AAA
Quebec	5.25 %	3.81 %	1.16 %	Oct. 1, 2013	Federal Government	A
3-YEAR BUCKET (YIELD 1.26 %)						
Canada	2.00 %	4.18 %	1.09 %	Dec. 1, 2014	Federal Government	AAA
Manitoba	4.80 %	4.10 %	1.42 %	Dec. 3, 2014	Government Agency	AA
Quebec	5.50 %	4.08 %	1.47 %	Dec. 1, 2014	Provincial Government	A
Ontario	4.50 %	3.99 %	1.52 %	Mar. 8, 2015	Government Agency	AA
Canada	4.50 %	3.96 %	1.18 %	Jun. 1, 2015	Government Agency	AAA
4-YEAR BUCKET (YIELD 1.51 %)						
Canada	3.00 %	2.68 %	1.27 %	Dec. 1, 2015	Provincial Government	AAA
Canada	4.00 %	2.61 %	1.34 %	Jun. 1, 2016	Provincial Government	AAA
Canada	2.75 %	2.58 %	1.39 %	Sep. 1, 2016	Provincial Government	AAA
Quebec Finance Corp	4.25 %	2.53 %	1.77 %	Dec. 1, 2015	Provincial Government	A
Ontario	4.40 %	2.52 %	1.78 %	Mar. 8, 2016	Provincial Government	AA
5-YEAR BUCKET (YIELD 1.75 %)						
Ontario	4.30 %	2.57 %	2.08 %	Mar. 8, 2017	Provincial Government	AA
Quebec	4.50 %	2.52 %	2.02 %	Dec. 1, 2016	Provincial Government	A
Quebec Finance Corp	3.50 %	2.49 %	2.06 %	Dec. 1, 2016	Provincial Government	A
Alberta Capital Finance	4.65 %	2.47 %	2.07 %	Jun. 15, 2017	Provincial Government	AAA
Canada	4.00 %	2.45 %	1.52 %	Jun. 1, 2017	Provincial Government	AAA

HOW TO PURCHASE CLAYMORE ETFs

Claymore ETFs are listed on the Toronto Stock Exchange in the same manner as shares of a publicly-traded company. Claymore ETFs can be purchased through most brokerage accounts. They can be bought and sold throughout the day on the TSX during normal trading hours.

RISKS AND OTHER CONSIDERATIONS There is no assurance the Fund will achieve its investment objective. Past performance does not guarantee future results. Index returns do not represent Fund returns. The Index performance results are hypothetical. Commissions, trailing commissions, management fees and expenses all may be associated with mutual fund investments. Please read the prospectus before investing. Mutual funds are not guaranteed. Their values change frequently and past performance may not be repeated. An investment in the Fund will be subject to certain risk factors, including: there can be no assurance that the Fund will be able to achieve its distribution or total return objectives; Risk of Error in Replicating the DEX 1-5 Year Laddered Government Bond Index; Equity Risk; Index Investment Strategy Risk; Tracking Error; Rebalancing and Adjustment Risk; Calculation and Termination of the DEX 1-5 Year Laddered Government Bond Index; Cease Trading of Constituent Securities; Illiquid Securities; Use of Derivative Instruments; Securities Lending; Trading Price of Units; Potential Conflicts of Interest; Changes in Legislation; Taxation of the Fund; Absence of an Active Market for the Units and Lack of Operating History.

DEX 1-5 Year Laddered Government Bond Index is a trademark of TSX Inc. This mark has been sublicensed for use for certain purposes to Claymore Investments Inc. by PC-BOND, a business unit of TSX Inc. The Product is not sponsored, endorsed, sold or promoted by TSX Inc., PC-BOND, a business unit of TSX Inc., its affiliates (including TSX Group Inc.) or third party data suppliers. TSX Inc., PC-BOND, a business unit of TSX Inc., its affiliates and third party data suppliers make no representation, warranty, or condition regarding the advisability of investing in the Product.



CLAYMORE ETFs
A GUGGENHEIM PARTNERS COMPANY

Claymore Investments, Inc.
200 University Avenue, 13th Floor
Toronto, ON M5H 3B3
866-417-4640
www.claymoreinvestments.ca
1/12

Commissions, management fees and expenses all may be associated with investing in this Fund. Please read the prospectus before investing. The indicated rate of return is the historical annual compounded total return including changes in unit value and reinvestment of all distributions and does not take into account sales, redemption, distribution or operational charges or income taxes payable by any security holder that would have reduced returns. The Fund is not guaranteed, its values change frequently and past performance may not be repeated.