



CLAYMORE ETFs

Claymore Balanced Income CorePortfolio™ ETF

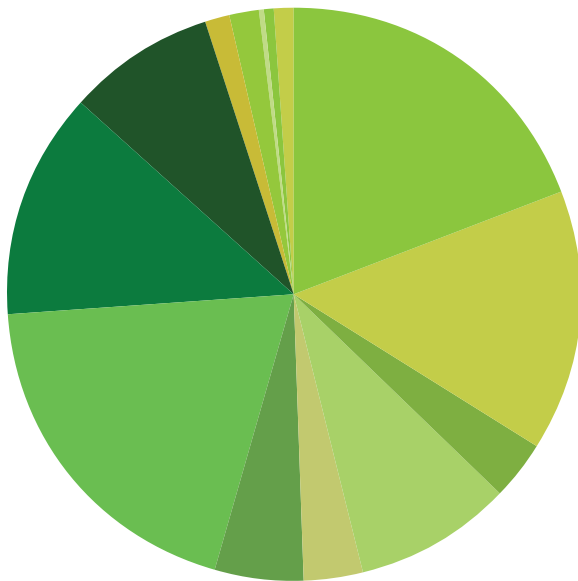


EXCHANGE-TRADED FUNDS

Balanced diversification for income generation potential

The Claymore Balanced Income CorePortfolio™ ETF seeks to generate a high level of current income with long-term capital appreciation potential.


CURRENT PORTFOLIO (AS OF 12/31/11)



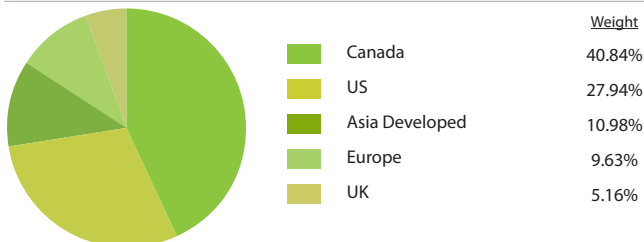
CURRENT HOLDINGS (as of 12/31/11)

	Ticker	Weight
Dividend Focused Equity		
Claymore Global Monthly Advantaged Dividend ETF	CYH	19.33%
Claymore S&P/TSX Canadian Dividend ETF	CDZ	14.75%
Large Cap Canadian Equity		
Claymore Equal Weight Banc & Lifeco ETF	CEW	3.38%
Real Estate		
Claymore Global Real Estate ETF	CGR	8.92%
iShares CDN S&P/TSX Capped REIT Index Fund	XRE	3.15%
Canadian Preferred Shares		
Claymore S&P/TSX CDN Preferred Share ETF	CPD	4.94%
Short Fixed-Income		
Claymore 1-5 Year Laddered Government Bond ETF	CLF	19.56%
iShares CDN Scotia Real Return Bond Index Fund	XRBB	12.71%
Claymore 1-5 Yr Laddered Corporate Bond ETF	CBO	8.34%
High Yield Fixed Income		
Claymore Advantaged High Yield Bond ETF	CHB	1.51%
Claymore Advantaged Short Duration High Income ETF	CSD	1.50%
Commodities		
Claymore Gold Bullion ETF C\$ Hedged	CGL	0.47%
Claymore Gold Bullion ETF Non-Hedged	CGL/C	0.47%
Claymore Broad Commodity ETF	CBR	0.96%

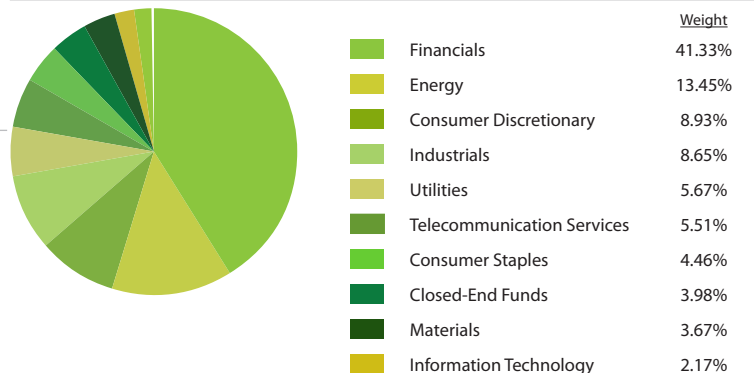
DIVERSIFIED BY ASSET (based on underlying ETF holdings)



DIVERSIFIED BY REGION (based on underlying ETF holdings)



DIVERSIFIED BY SECTOR (based on underlying ETF holdings)



Claymore Balanced Income CorePortfolio™ ETF



OVERVIEW

Claymore Balanced Income CorePortfolio™ ETF mandates a focus on ETFs containing dividend and income equities and fixed income securities.

The strategic allocation of the index is rebalanced quarterly by Sabrient to preserve the original profile.

The Claymore Balanced Income CorePortfolio™ ETF aims to give you:

- Attractive income stream
- Potential for capital appreciation
- Higher concentration of ETFs focused on income and dividend oriented equities offering a buffer against market volatility

FUND DATA

Ticker Symbol	TSX:CBD
Initial Unit Price	\$20.00
Income Distribution	Canadian and Foreign Income paid monthly
CUSIP Symbol	18382T106
Management Fee:	0.25%*

* Total Management fee does not include management fees of the underlying ETF

INDEX DATA

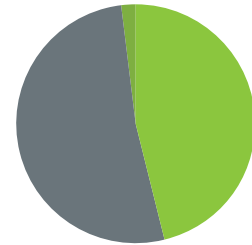
Sabrient Global Balanced Income Index	SBRGBI
Number of securities	11

FUND RETURNS (AS OF 09/30/11)

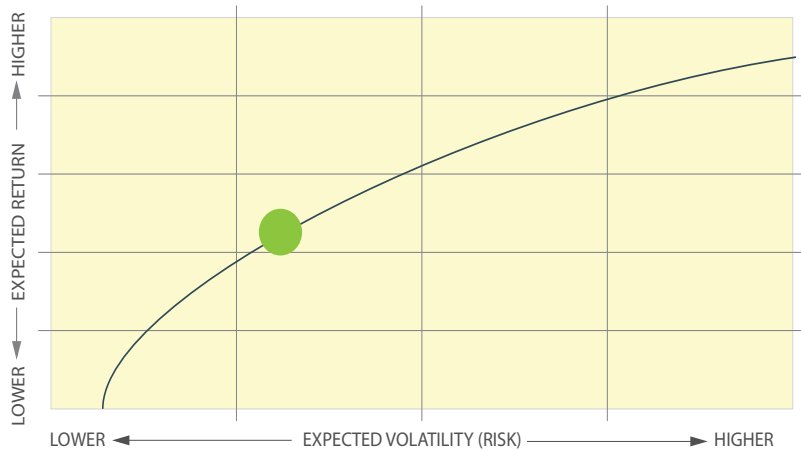
	3mth	6mth	1Yr	3Yr	Since Inception (6/21/07)
Market Price (Common)	4.04%	-0.06%	3.69%	12.13%	3.06%
NAV (Common)	4.09%	-0.26%	3.30%	11.47%	3.06%

EQUITY/INCOME SPLIT

Equity	46.14%
Income	51.95%
Commodity	1.91%



RISK/RETURN PROFILE - CLAYMORE BALANCED INCOME COREPORTFOLIO™



ASSET CLASS RANGES

Equity	45 - 55%
Income	45 - 55%

ASSET CLASS	CATEGORY	INCOME PORTFOLIO
Canadian Dividend Focused Equity	Equity	17.5 - 22.5%
Global Dividend Focused Equity	Equity	17.5 - 22.5%
Real Estate	Equity	7.5 - 12.5%
Commodities	Equity	0 - 2.5%
Canadian Preferred Shares	Income	2.5 - 5.0%
Government Fixed-Income	Income	15.0 - 25.5%
Real Return Bonds	Income	5.0 - 15.0%
Corporate Fixed-Income	Income	7.5% - 20.0%
Cash	Income	0 - 5.0%

RISKS & CONSIDERATIONS: Commissions, management fees and expenses all may be associated with investing in this Fund. Please read the prospectus before investing. The indicated rate of return is the historical annual compounded total return including changes in unit value and reinvestment of all distributions and does not take into account sales, redemption, distribution or operational charges or income taxes payable by any securityholder that would have reduced returns. The Fund is not guaranteed, its values change frequently and past performance may not be repeated. There are certain general risk factors inherent to an investment in the Claymore ETFs, including: (i) risk of error in replicating the applicable Index; (ii) risks relating to investments in equity securities; (iii) index investment strategy risk; (iv) risks relating to the performance of the Designated Brokers in relation to rebalancing of and adjustments to the applicable Index; (v) tracking error; (vi) potential difficulties in the calculation of the applicable Index and the possible termination of the calculation of the applicable Index or the applicable License Agreement; (vii) the possibility that Constituent Securities of the applicable Index may be cease traded, which may impact the exchange and redemption rights of the Units; (viii) fluctuations in the NAV and NAV per Unit of the Claymore ETFs; (ix) the possibility that the Claymore ETFs will be unable to acquire or dispose of illiquid securities; (x) risks associated with the use of derivative transactions; (xi) counterparty risks associated with securities lending; (xii) the Units may trade in the market at a premium or a discount to the NAV per Unit and there can be no guarantee that Units will trade at prices that reflect their net asset value; (xiii) potential conflicts of interest; (xiv) changes in legislation, including tax legislation; (xv) changes in the taxation of the Claymore ETFs; (xvi) the current absence of a public trading market for the Units; (xvii) the Claymore ETF's lack of operating history; (xviii) index investment strategy risk; (xix) changes in dividend policies; (xx) foreign investment risk; and (xxi) interest rate risk.